


**Series 8, Washing machine, front loader, 10 kg, 1400 rpm
WGB256A1GB**



An exceptional washing machine with i-Dos and detergent scan powered by Home Connect which saves water and detergent. Maximise your energy savings with A-20%* and reduce your ironing pile with Iron Assist.

- Simple to use set up process to get the most out of your detergent.
- **i-DOS:** automatically measures the precise amount of detergent and water.
- **Iron Assist:** reduce wrinkles up to 50%
- Optimised for single items < 0.5 kg for economical and speedy washing of very small loads.
- **Home Connect:** home appliances with smart connectivity for an easier everyday life.

Technical Data

Energy Efficiency Class: A

Weighted energy consumption in kWh per 100 washing cycles of eco 40-60 programme: 41 kWh

Maximum capacity in kg: 10.0 kg

The water consumption of the eco programme in liters per cycle: 49 l

Duration of eco 40-60 programme in hours and mins at rated capacity: 3:50 h

Spin-drying efficiency class of eco 40-60 programme: B

Airborne acoustical noise emission class: A

Airborne acoustical noise emissions : 70 dB(A) re 1 pW

Construction type: Free-standing

Height of removable worktop: -5 mm

Dimensions of the product: 845 x 598 x 590 mm

Net weight: 82.6 kg

Connection rating: 2300 W

Fuse protection: 10 A

Voltage: 220-240 V

Frequency: 50-60 Hz

Length of electrical supply cord: 160 cm

Door hinge: Left

Wheels: No

EAN code: 4242005396214

Installation type: Free-standing

Optional accessories

WMZ2200 : Floor securing component

WMZ2381 : Extension for cold water inlet /Aquastop



4 242005 396214

Series 8, Washing machine, front loader, 10 kg, 1400 rpm WGB256A1GB

An exceptional washing machine with i-Dos and detergent scan powered by Home Connect which saves water and detergent. Maximise your energy savings with A-20%* and reduce your ironing pile with Iron Assist.

Performance

- Energy Efficiency Class¹: A
- Energy² / Water³: 41 kWh / 49 litres
- Load capacity: 1 - 10 kg
- Programme duration⁴: 3:50 h:min
- Spin drying efficiency class: B
- Spin speed^{**}: 400 - 1400 rpm
- Noise level: 70 dB (A) re 1 pW
- Noise efficiency class: A

Programmes/functions

- Standard programmes: cottons, easy care, delicates, wool hand wash
- Series / project: W_F55C-PG1.5CU-i
- Special programmes: Automatic, Drain / Spin, Mixed Load, Sportswear, Single Rinse, Super Quick 15/30, Hygiene

Key features

- i-DOS: automatic dosing of liquid detergent and softener
- Touch control buttons: On/off, Ready in, stain selection, i-DOS 1, i-DOS 2, child lock, Memory, Power rinse, Remote Start, start/pause with reload function, Temperature selection, SpeedPerfect, Prewash, Spin speed reduction/Rinse Hold

Additional features

- Reload function: Flexibility to add or remove laundry items of any size even after start of the wash cycle.
- 4D Wash System: highly efficient water and detergent fabric penetration for spotless results.
- Hygiene Plus: clean laundry and effective removal of germs
- Drum volume: 70 litres
- Drum interior light
- VarioDrum: gentle and efficient washing
- Large black-chrome, black door with 182° opening
- Reload function: Flexibility in adding laundry items into the drum, even after the wash cycle has started.
- EcoSilence drive with 10 year warranty
- EcoSilence drive with 10 year warranty
- AntiVibration Design - for more stability and quietness
- ActiveWater Plus: for highly efficient use of water even with smaller loads thanks to automatic load detection.
- Sound insulation by additional noise reduction material
- Sound insulation by additional noise reduction material
- Turbidity sensor
- AquaStop: Bosch home appliance with lifetime warranty against water damage*
- Foam detection system
- Overdosage indication
- Safeguard monitoring system adjusts load distribution and programme settings to protect clothes
- Child lock
- Acoustic signals: Buzzer
- Detergent dispensing: i-DOS 2.0
- Usage meter: counts completed programmes

Technical Information

- Slide-under installation
- Dimensions (H x W): 84.5 cm x 59.8 cm
- Appliance depth: 59.0 cm
- Appliance depth incl. door: 64.8 cm
- Appliance depth with open door: 109.0 cm

¹ Scale of Energy Efficiency Classes from A to G

² Energy consumption in kWh per 100 cycles (in programme Eco 40-60)

³ Weighted water consumption in litres per cycle (in programme Eco 40-60)

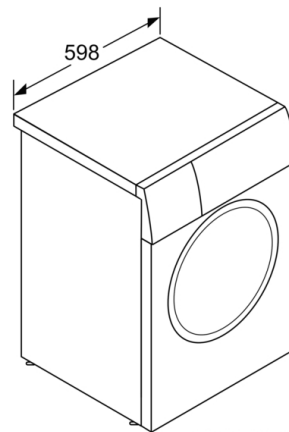
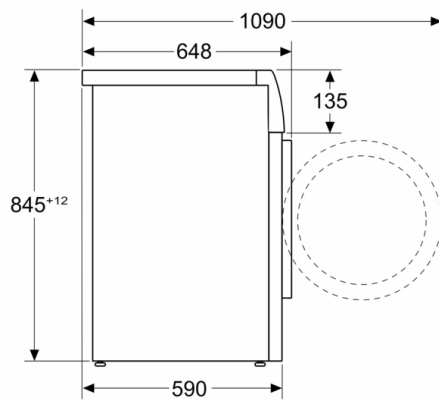
⁴ Duration of Eco 40-60 programme

^{**} Values are rounded.

* Please find warranty terms under the additional warranties section of our website.

**Series 8, Washing machine, front loader, 10
kg, 1400 rpm
WGB256A1GB**

Measurements in mm



measurements in mm