
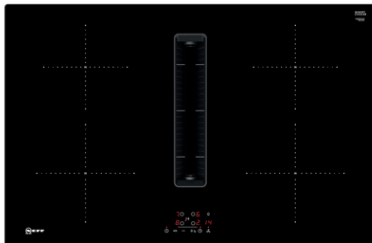


N 50, Induction hob with integrated ventilation system, 80 cm
T48CB1AX2



COOKING PASSION SINCE 1877



This induction hob with integrated ventilation combines two appliances in one for a clear view while cooking.

- ✓ Touch Control – a convenient way to control hobs with just one touch and a timer if needed.
- ✓ High Extraction Rate – ensures a clear view while cooking thanks to efficient motor technology.
- ✓ Reduced Noise – our optimized motor guarantees a quiet cooking experience.
- ✓ Space-saving Installation – room for pull-out drawers thanks to the installation of the extractor duct in a lower cabinet.
- ✓ Power Boost – optimized power level function for more flexible and even faster heating.

Features

Technical Data

Product name/family : Cooking zone ceramic
 Construction type : Built-in
 Energy input : Electric
 Required niche size for installation (HxWxD) : 223 x 750-750 x 490-490
 Width of the appliance : 802
 Dimensions : 223 x 802 x 522
 Dimensions of the packed product (HxWxD) (mm) : 430 x 940 x 670
 Net weight (kg) : 25.045
 Gross weight (kg) : 29.9
 Residual heat indicator : without
 Location of control panel : Hob front
 Basic surface material : Ceramic
 Color of surface : Black
 Approval certificates : CE, VDE
 Length of electrical supply cord (cm) : 110
 Sealed Burners : No
 heating with booster : All
 Power of heating element (kW) : 2.2
 Power of 3rd heating element (kW) : 1.8
 Power of 5th heating element (kW) : 1.8
 Power of 3rd heating element (kW in boost) : [3.1]
 Maximum output air extraction (m³/h) : 500
 Boost position output recirculating (m³/h) : 565.0
 Maximum output recirculating air (m³/h) : 500
 Boost position air extraction (m³/h) : 575
 Noise level (dB(A) re 1 pW) : 68
 Odour filter : No
 Operating Mode : Convertible
 Delay Shut off modes : 30
 Electrical connection rating (W) : 7400
 Voltage (V) : 220-240/380-415
 Frequency (Hz) : 50; 60
 Main colour of product : Black
 Approval certificates : CE, VDE
 Length of electrical supply cord (cm) : 110
 Required niche size for installation (HxWxD) : 223 x 750-750 x 490-490
 Dimensions : 223 x 802 x 522
 Dimensions of the packed product (HxWxD) (mm) : 430 x 940 x 670
 Net weight (kg) : 25.045
 Gross weight (kg) : 29.9

Optional accessories

Z811DU0 : Acoustics Filter , Z821PDO : Basic kit (partly-)ducted recirculation , Z821UD0 : Kit Unducted Recirculation , Z821VR0 : cleanAir recirculation replenishment fil , Z861SB1 : 90° flat duct bend horizontal , Z861SB2 : 90° flat duct L vertical , Z861SB3 : 90° flat duct M vertical , Z861SB4 : 90° flat duct S vertical , Z861SI0 : Adapter round-flat , Z861SI1 : 90° Adapter round-flat , Z861SM1 : Straight tube 500mm , Z861SM2 : Straight tube 1000mm , Z861SS1 : Connector sleeve (female) , Z941CF0 : Pan Ø 22 / 26 cm , Z941LP0 : Pot Ø 14 (bottom) / 16 cm (top) , Z941LP1 : Pot Ø 18 (bottom) / 20 cm (top) , Z943SE0 : Set of 2 pots and 1 pan



*N 50, Induction hob with integrated ventilation
system, 80 cm
T48CB1AX2*



COOKING PASSION SINCE 1877

Features

Design

- Frameless
- 4 zone induction hob
- Touch control

Quickness

- Power Boost function for all zones

Special features

- LED display for each zone, red
- Timer with automatic shut off for all zones
LED timer for each zone with switch off function and acoustic signal
- ReStart function
- QuickStart function

Power and size

- Cooking zones: 1 x Ø 210 mm, 2.2 KW (max. Power levels 3.7 KW) Induction; 1 x Ø 180 mm, 1.8 KW (max. Power levels 3.1 KW) Induction; 1 x Ø 180 mm, 1.8 KW (max. Power levels 3.1 KW) Induction; 1 x Ø 210 mm, 2.2 KW (max. Power levels 3.7 KW) Induction
- Variable 17-stage power settings for each zone

Safety Features

- 2 stage residual heat indicators
- Main switch
- Automatic pan recognition
Safety cut out facility
Control panel lock
Control panel suspension

Technical information

- Measurement: (H/B/T) 223 x 802 x 522 mm
- Installation dimensions: (ID/W/D) 223 mm x 750 mm x 490 mm
- Min. worktop thickness: 16 mm (Installation in thinner worktops is also possible with the spare part: 626792)
- Length wire connection: 110 cm
- Connected load: 7.4 KW
- Cable included in packaging

Integrated ventilation downdraft system

- Induction cooktop with fully integrated high-performance downdraft extractor.
- Suitable for ducted or recirculated extraction configuration (incl. differentiated software modes). Respective mandatory installation accessories required:
 - HEZ9VEDU0 for ducted extraction
 - Starter kit HEZ9VRUD0 for unducted recirculation with cleanAir odour filters.
 - HEZ9VRPD0 for fully ducted and partly-ducted recirculation with cleanAir odour filters.
- - Z811DU0 for ducted extraction.
- - Z821PD0 for fully ducted and partly-ducted recirculation with cleanAir odour filters. Starter kit Z821UD0 for unducted recirculation with cleanAir odour filters.
- Aesthetically integrated fully flush air intake design with floating, heat resistant glass ceramics element for free movement and placement of cookware.
- Ventilation system with 3 electronically controlled fan power levels and 1 Boost-/Intensive fan power levels (with automatic revert) via Touch control user interface
- - Automatic switch-on of ventilation system when a cooking zone is used.
- - Automatic delayed shut-off after cooking to erase residual odors after cooking (in specific ultra low-noise fan level, 12min in ducted extraction, 30min in recirculated extraction, can be shut-off manually).
- - Fully manual control possible via Touch control.
- High-performance, low-noise motor with energy-efficient BLDC-technology. High extraction rates at very low noises with pleasant noise frequencies through psycho-acoustically and aerodynamically optimised interior with enclosed, hidden motor. Highly pressure-drop resistant even with longer and more complex ducting systems.
- Easy-to-detach and easy-to-clean grease filter and liquid collector unit:
 - Convenient one-hand removal of unit via floating glass ceramics handle.
 - Integrated, large-scale, high performance stainless-steel grease filters with 12 filtration layers and one black top layer for

*N 50, Induction hob with integrated ventilation
system, 80 cm
T48CB1AX2*

Features

- enhanced aesthetical integration. Grease filtration efficiency of 94 %.
- All parts of the unit are easy-to-clean, fully dishwasher safe and heat resistant.
- (Upper) Liquid collector unit with 200ml of capacity for standard accidental spillages or cooking condensate.
- Powerful drainage system for spillages that exceed 200ml of liquids.
- Liquid safety collector with additional capacity of 700ml for more severe accidental situations. Dishwasher safe. Easily accessible and detachable from below.
- Overall capturing capacity of 900ml (200ml + 700ml).
- Watertight motor system.
- Convenient one-hand removal of unit via floating glass ceramics handle.
- Integrated, large-scale, high performance stainless-steel grease filters with 12 filtration layers and one black top layer for enhanced aesthetical integration. Grease filtration efficiency of 94 %.
- All parts of the unit are easy-to-clean, fully dishwasher safe and heat resistant.
- (Upper) Liquid collector unit with 200ml of capacity for standard accidental spillages or cooking condensate.
- Powerful drainage system for spillages that exceed 200ml of liquids.
- Liquid safety collector with additional capacity of 700ml for more severe accidental situations. Dishwasher safe. Easily accessible and detachable from below.
- Overall capturing capacity of 900ml (200ml + 700ml).
- Watertight motor system.
- Ventilation system performance:
 - Extraction performance in ducted extraction (according to EN 61591): min. normal setting 332 MQH , max. normal setting 500 MQH, max. Boost-/Intensive setting 575 MQH.
 - Extraction performance in recirculated extraction (according to EN 61591): min. normal setting 327 m3/h , max. normal setting 500 m3/h , max. Boost-/Intensive setting 565 m3/h.
 - Noise level in ducted extraction (Sound power level according to EN 60704-3): min. normal setting 60 dB re 1 pW, max. normal setting 68 dB re 1 pW, max. Boost-/Intensive setting 72 dB re 1 pW.
 - Noise level in recirculated extraction (Sound power level according to EN 60704-3.) : min. normal setting 58 dB re 1 pW, max. normal setting 68 dB re 1 pW, max. Boost-/Intensive setting 70 dB re 1 pW.
- Grease filter efficiency (according to EN 61591) 94 %.
- All performance data is preliminary and based on latest test results with advanced prototypes and will be updated with tests from final products.
- Consumption data and energy efficiency (according to Regulation (EU) No 65/2014):
 - Energy Efficiency Class: B (at a range of energy efficiency classes from A+++ to D).
 - Fluid Dynamic Efficiency: B .
 - Average energy consumption: 55 .
 - Grease filtration efficiency class: B .
 - Noise min. normal setting & max. normal setting: 60 dB & 68 dB .
- Energy Efficiency Class: B (at a range of energy efficiency classes from A+++ to D).
- Fluid Dynamic Efficiency: B .
- Average energy consumption: 55 .
- Grease filtration efficiency class: B .
- Noise min. normal setting & max. normal setting: 60 dB & 68 dB .
- 2 x 2 sets of directly integrated, high-performance cleanAir odour filters (in recirculation configuration).
 - Optimised odour reduction performance for cooking applications with complex odour molecules (e.g. fish).
 - Large scale filter surface with high odour reduction capabilities.
 - Lifetime of 360 hours of cooking (non-regenerative).
 - Low-noise filters with optimised psycho-acoustics.
 - Easy-to-access and easy-to-remove from above.
 - Saturation indications for cleanAir odour filter via user interface notification and via the Home Connect app with a convenient

N 50, Induction hob with integrated ventilation
system, 80 cm
T48CB1AX2



COOKING PASSION SINCE 1877

Features

replenishment re-order option (replenishment cleanAir filter set HEZ9VRCRO).

For ducted extraction configuration: 2 x 2 sets of directly integrated, high-performance low-noise acoustic filters for significantly lower noise and improved psycho-acoustics.

- Optimised odour reduction performance for cooking applications with complex odour molecules (e.g. fish).
- Large scale filter surface with high odour reduction capabilities.
- Lifetime of 360 hours of cooking (non-regenerative).
- Low-noise filters with optimised psycho-acoustics.
- Easy-to-access and easy-to-remove from above.
- Replenishment cleanAir filter set Z821VR0.
- For ducted extraction configuration: 2 x 2 sets of directly integrated, high-performance low-noise acoustic filters for significantly lower noise and improved psycho-acoustics.

Planning & installation notes

- Suitable for ducted or recirculated extraction installations. Respective mandatory installation accessories required:
 - HEZ9VEDU0 for ducted extraction.
 - Starter kit HEZ9VRUD0 for unducted recirculation with cleanAir odour filters.
 - HEZ9VRPD0 for fully ducted and partly-ducted recirculation with cleanAir odour filters.
- - Z811DU0 for ducted extraction.
- - Z821PD0 for fully ducted and partly-ducted recirculation with cleanAir odour filters. Starter kit Z821UD0 for unducted recirculation with cleanAir odour filters.
- Planning suggestions:
 - Installation is possible in island as well as wall oriented configurations.
 - The product complies with the Needle Flame Test (according to IEC 60695-5-11), the V2 flammability class (according to UL94) and the B1 building material class (DIN 4102-1). The starter kit HEZ9VRUD0 for unducted recirculation complies with these standards as well.
 - The max. immersion depth is 223mm below glass for top mounted appliances and 227mm for flush installed appliances.
 - The appliance must be freely accessible from below (i.e. for accessing the lower liquid safety collector). - No false floor is necessary below the cooktop with integrated downdraft ventilation system. The drawers and/or shelves in the floor unit must be removable. The backpanel of the floor unit can be kept - only a cut-out for the air outlet is needed (position and size can be taken from the installation instructions).
 - The "Plug 'n Play" starter kit HEZ9VRUD0 for unducted recirculation requires a vertical aperture of min. 25mm behind the backpanel of the furniture. Suggested for ideal performance are 50mm.
 - The minimum worktop thickness is 16mm for top mounted and flush installed appliances with the standard installation system. Installation in even thinner worktops is also possible with the spare part: content 626792.
 - The overall appliance weight is 26kg - the bearing capacity and stability, in the case of very thin worktops in particular, must be

supported using suitable substructures. The overall appliance weight and the worktop manufacturer's structural integrity specifications are to be taken into account.

- The "Plug 'n Play" starter kit HEZ9VRUD0 for unducted recirculation enables easy and quick installations and can be planned in all worktop depths ≥ 60 cm. For ducted installations - in ducted extraction (HEZ9VEDU0) as well as fully or partly ducted recirculation (HEZ9VRPD0) - a worktop depth of ≥ 70 cm is required.
- For partly ducted and unducted recirculation extraction installations, a return-flow aperture of ≥ 400 cm² is to be respected in the plinth area. The aperture can be realized via outlet grids, lamella grids or subtly shortened plinths depending on the assortment of the kitchen furniture manufacturer.
- The air outlet on the backside of the appliance can directly be accessed with a male flat duct element (DN 150).
- The pressuredrop resistant blower allows longer and more complex ductings up to 8m with three 90° bows while keeping sufficient performance.
- When installing a ventilation hood with ducted extraction and a chimney-vented fireplace, the power supply line of the appliance needs a suitable safety switch. This is not required for configurations in recirculated extraction.
- In ducted extraction configuration a one-way flap (or backflow trap) with a maximum opening pressure of 65Pa should be installed.
- - Installation is possible in island as well as wall oriented configurations.
- - The product complies with the Needle Flame Test (according to IEC 60695-5-11), the V2 flammability class (according to UL94) and the B1 building material class (DIN 4102-1). The starter kit Z821UD0 for unducted recirculation complies with these standards as well.
- - The max. immersion depth is 223mm below glass for top mounted appliances and 227mm for flush installed appliances.
- - The appliance must be freely accessible from below (i.e. for accessing the lower liquid safety collector).
- - No false floor is necessary below the cooktop with integrated downdraft ventilation system. The drawers and/or shelves in the floor unit must be removable. The backpanel of the floor unit can be kept - only a cut-out for the air outlet is needed (position and size can be taken from the installation instructions).
- - The "Plug 'n Play" starter kit Z821UD0 for unducted recirculation requires a vertical aperture of min. 25mm behind the backpanel of the furniture. Suggested for ideal performance are 50mm.
- - The minimum worktop thickness is 16mm for top mounted and flush installed appliances with the standard installation system. Installation in even thinner worktops is also possible with the spare part: content 626792.
- - The overall appliance weight is 26kg - the bearing capacity and stability, in the case of very thin worktops in particular, must be supported using suitable substructures. The overall appliance

*N 50, Induction hob with integrated ventilation
system, 80 cm
T48CB1AX2*

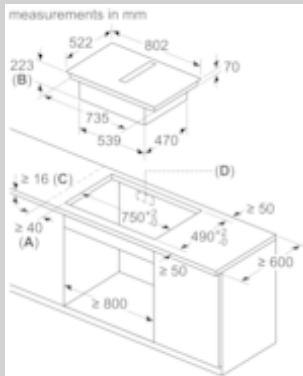
Features

weight and the worktop manufacturer's structural integrity specifications are to be taken into account.

- - The "Plug 'n Play" starter kit Z821UD0 for unducted recirculation enables easy and quick installations and can be planned in all worktop depths ≥ 60 cm. For ducted installations - in ducted extraction (Z811DU0) as well as fully or partly ducted recirculation (Z821PD0) - a worktop depth of ≥ 70 cm is required.
- - For partly ducted and unducted recirculation extraction installations, a return-flow aperture of ≥ 400 cm² is to be respected in the plinth area. The aperture can be realized via outlet grids, lamella grids or subtly shortened plinths depending on the assortment of the kitchen furniture manufacturer.
- - The air outlet on the backside of the appliance can directly be accessed with a male flat duct element (DN 150).
- - The pressuredrop resistant blower allows longer and more complex ductings up to 8m with three 90° bows while keeping sufficient performance.
- - When installing a ventilation hood with ducted extraction and a chimney-vented fireplace, the power supply line of the appliance needs a suitable safety switch. This is not required for configurations in recirculated extraction.
- - In ducted extraction configuration a one-way flap (or backflow trap) with a maximum opening pressure of 65Pa should be installed.

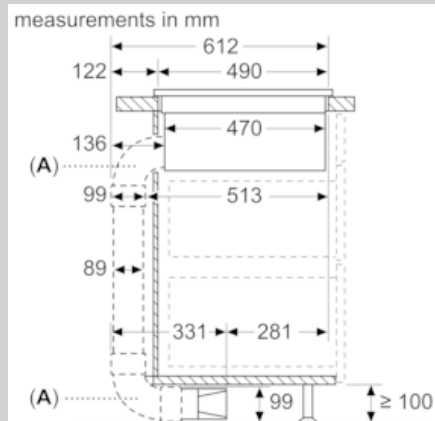
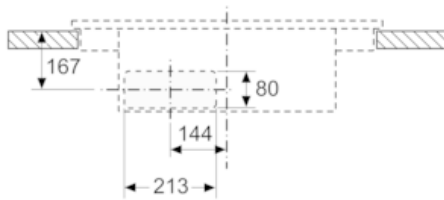
N 50, Induction hob with integrated ventilation
system, 80 cm
T48CB1AX2

Dimensioned drawings

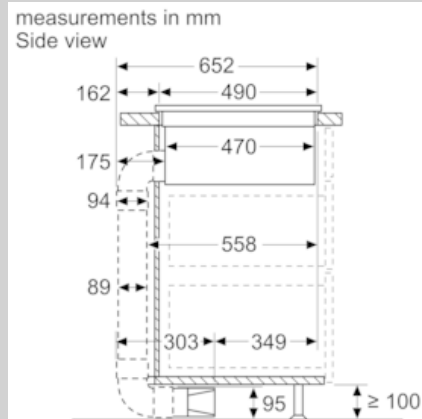


- A: Minimum distance from the hob cut-out to the wall
 B: Recessing depth
 C: The worktop into which the hob is installed must withstand loads of approx. 60kg; suitable substructures must be used if required.

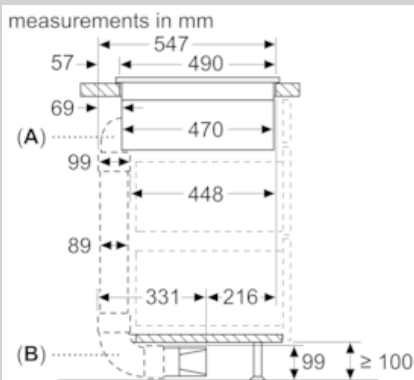
measurements in mm
 Front view - unit cut-out
 for ducted recirculation



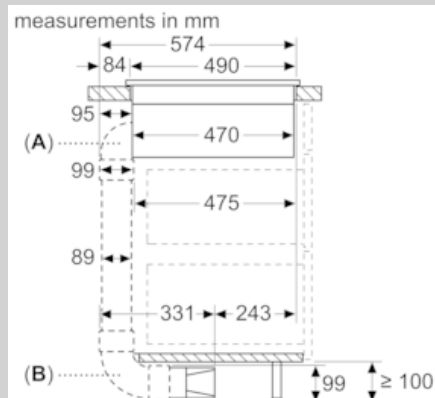
A: With 90° "L" bow connectors



With 3rd party 90° bow



- A: With 90° "S" bow connector
 (available from 05/2021 on)
 B: With 90° "L" bow connector



- A: With 90° "M" bow connector
 B: With 90° "L" bow connector

N 50, Induction hob with integrated ventilation
system, 80 cm
T48CB1AX2

Dimensioned drawings

