
 **ENERGY** 

**HISENSE** WDQR1014EVAJMB

**A** **B** **C** **D** **E** **F** **G** **B**



Energy consumption in kWh per cycle, for the washing cycle of the household washer-dryer, using the eco 40-60 programme at a combination of full and partial loads. Actual energy consumption will depend on how the appliance is used

370 kWh/100<sup>l</sup> 60 kWh/100<sup>l</sup>

6.0 kg 10.0 kg

84 L 35 L

6:36 3:53

 **AB CDEFG**  **ABCD**

2019/2014

## Product Information Sheet

DELEGIRANA UREDBA KOMISIJE (EU) 2019/2014

### General product parameters:

Parameter	Value		Parameter	Value	
Rated capacity (kg)	Rated capacity	6,0	Dimensions in cm	Height	84
	Rated washing capacity	10,0		Width	59
				Depth	61
Energy Efficiency Index		0,0	Energy efficiency class		B
		0,0			E
Washing efficiency index		1,03	Rinsing effectiveness (g/kg dry textile)		4,00
		1,03			2,2
Energy consumption in kWh per kg per cycle, for the washing cycle of the household washer-dryer, using the eco 40-60 programme at a combination of full and partial loads. Actual energy consumption will depend on how the appliance is used		0,6	Energy consumption in kWh per kg per cycle, for the wash and dry cycle of the household washerdryer at a combination of full and half loads. Actual energy consumption will depend on how the appliance is used		3,7
Water consumption in litre per cycle, for the wash and dry cycle of the household washer-dryer at a combination of full and half loads. Actual water consumption will depend on how the appliance is used and on the hardness of the water		35	Water consumption in litre per cycle, for the eco 40-60 programme at a combination of full and partial loads. Actual water consumption will depend on how the appliance is used and on the hardness of the water		84
Maximum temperature inside the treated textile (°C)	Rated washing capacity	42	Remaining moisture content (%)	Rated washing capacity	0
	Half	37		Half	0
	Quarter	25		Quarter	0
Spin speed (rpm)	Rated washing capacity	1400	Spin-drying efficiency class	B	
	Half	1400			
	Quarter	1400			
Eco 40-60 programme duration (h:min)	Rated washing capacity	233	wash and dry cycle duration (h:min)	Rated capacity	396
	Half	168		Half	308
	Quarter	164			
Airborne acoustical noise emissions during the spinning phase for the eco 40-60 washing cycle at rated washing capacity (dB(A) re 1 pW)	72		Airborne acoustical noise emission class for the spinning phase for the eco 40-60 programme at rated washing capacity		B
Type	Free-standing				
Off-mode (W)	0,49		Standby mode (W)	0,49	
Delay start (W)	3,60		Networked standby (W)	-	
<b>This product has been designed to release silver ions during the washing cycle</b>				<b>No</b>	
<b>Additional information:</b>					
<a href="http://global.hisense.com/">http://global.hisense.com/</a>					