

## Series 4, Built-in fridge, 88 x 56 cm, flat hinge KIR21VFE0G



### Included accessories

3 x egg tray, 1 x bottle support

### Optional accessories

KFZ20AX0	Door panel with decor frame
KFZ20SX0	Stainless steel door panel
KSZB6R00	Bottle Rack
KSZGGM00	Butter box

**The spacious built-in fridge with Multi Box XXL drawer for fruit and vegetables and high stability door trays provides optimal food storage.**

- **Eco Airflow:** maintains optimal air circulation and a constant temperature level throughout the cooling area.
- **LED lights bring a completely new lighting concept to fridges**
- **Super Cooling function:** cools new food placed inside faster, thus protecting already cooled food.
- **High-stability door trays:** extra high and flexible for more space and stability.
- **Fresh Sense:** always reliable temperature control.

### Technical Data

Energy Efficiency Class:	E
Average annual energy consumption in kilowatt hour per year (kWh/a):	92 kWh/annum
Sum of volume of frozen compartments:	0 l
Sum of volume of chill compartments:	136 l
Airborne acoustical noise emissions :	35 dB(A) re 1 pW
Airborne acoustical noise emission class:	B
Installation type:	Built-in
Door panel options:	Possible but accessory
Height:	874 mm
Width of the appliance:	541 mm
Depth of the product:	548 mm
Min. required niche size for installation (HxWxD):	880 x 560 x 550 mm
Net weight:	30.5 kg
Fuse protection:	10 A
Door hinge:	Right reversible
Voltage:	220-240 V
Frequency:	50 Hz
Length of electrical supply cord:	230.0 cm
Number of compressors:	1
Number of independent cooling systems:	1
Interior ventilator:	No
Reversible Door Hinge:	Yes
Number of Adjustable Shelves in fridge compartment (Stck):	2
Shelves for Bottles:	Yes
EAN code:	4242005331420
Brand:	Bosch
Product name / Commercial code:	KIR21VFE0G
Product category:	Refrigerator
Frost free system:	No
Installation type:	Integrated
Included accessories:	3 x egg tray, 1 x bottle support



## **Series 4, Built-in fridge, 88 x 56 cm, flat hinge KIR21VFE0G**

**The spacious built-in fridge with Multi Box  
XXL drawer for fruit and vegetables and  
high stability door trays provides optimal  
food storage.**

---

- Built-in fridge
- easy Installation
- Fixed hinge, softClosing door: No

### **Performance and Consumption**

- EU19\_EEK\_D: E
- Total Volume : 136 l
- Net Fridge Volume : 136 l
- Annual Energy Consumption: 92 kWh/a
- Climate Class: SN-ST
- EU19\_Fast freezer facility\_D

### **Functions**

- Bright interior LED fridge light in fridge section

### **Design features**

- LED electronic control
- Super Cooling: automatic deactivation

### **Design features**

- 3 safety glass shelves in fridge compartment of which 2 are height adjustable
- 1 removable door storage compartments.
- 2 door bins

### **Freshness System**

- 1 MultiBox - Transparent drawer with a rippled bottom, ideal for storing fruits and vegetables.

### **Dimension and installation**

- Dimensions: 87.4 cm H x 54.1 cm W x 54.8 cm D
- Niche Dimensions: 88 cm H x 56 cm W x 55 cm D

### **Key features - Fridge section**

- Length of power cord: 230 cm
- 220 - 240 V

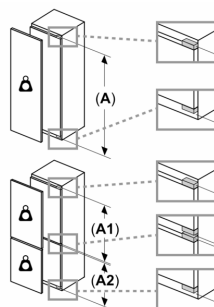
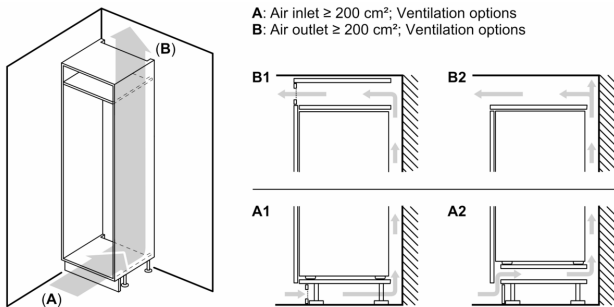
### **Key features - Freezer section**

- 3 x egg tray, bottle support

### **Country Specific Options**

- Based on the results of the standard 24-hour test. Actual consumption depends on usage/position of the appliance.

## Series 4, Built-in fridge, 88 x 56 cm, flat hinge KIR21VFE0G



### Maximal permissible weight of the unit fronts

Fitted unit fronts that exceed the permissible weight may cause damage and result in functional impairment of the hinges

$\Delta$  Weight

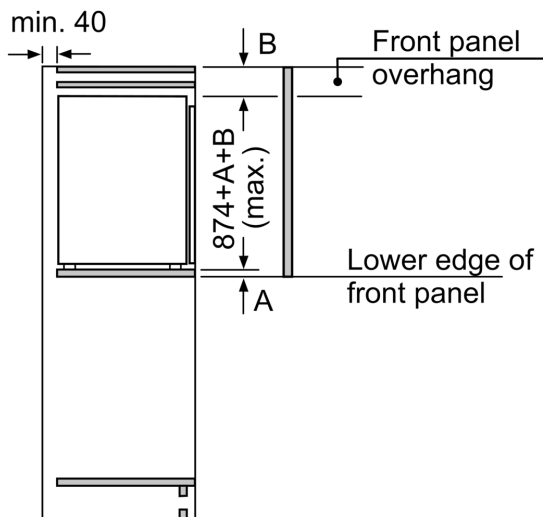
A: Appliance door height including hinges in mm

B: Undamped hinge, unit front in kg

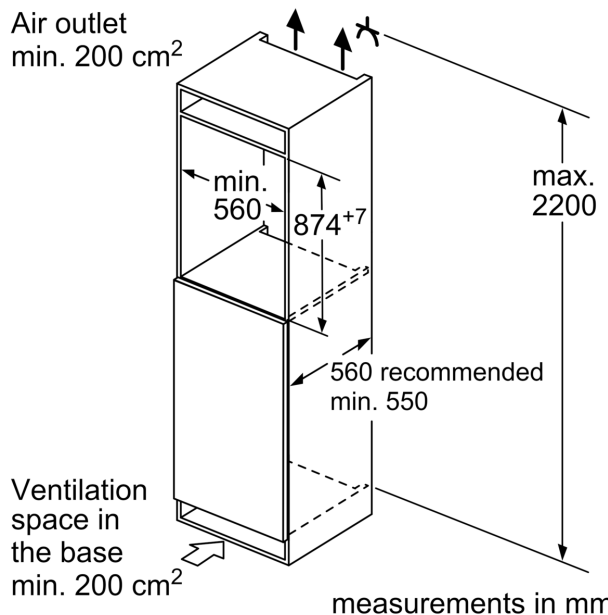
C: Damped hinge, unit front in kg

D: Additional possible load in kg with heavy load kit

A	B	C	D
1500-1750	22	22	
720-1400	19	19	B+5 / C+5
A1	15	19	
A2	15	19	

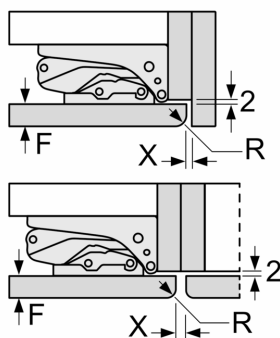


measurements in mm



measurements in mm

Recommended gap dimensions for flat hinges



F	R	X
16-19	0-3	2.5
20	0-1	3
	2-3	2.5
21	0-1	3
	2-3	2.5
22	0	4
	1	3.5
	2-3	3

The gap dimensions recommended in the table must be adhered to in order to ensure that appliance doors do not collide with anything when they are opened, and to avoid causing damage to kitchen units.