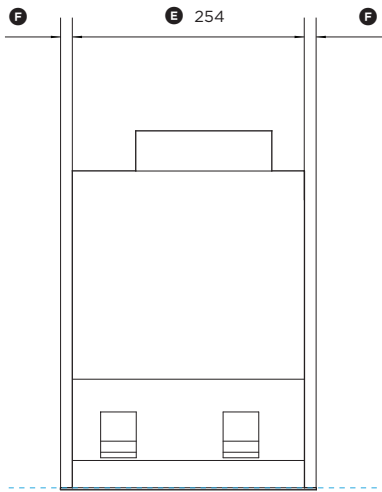
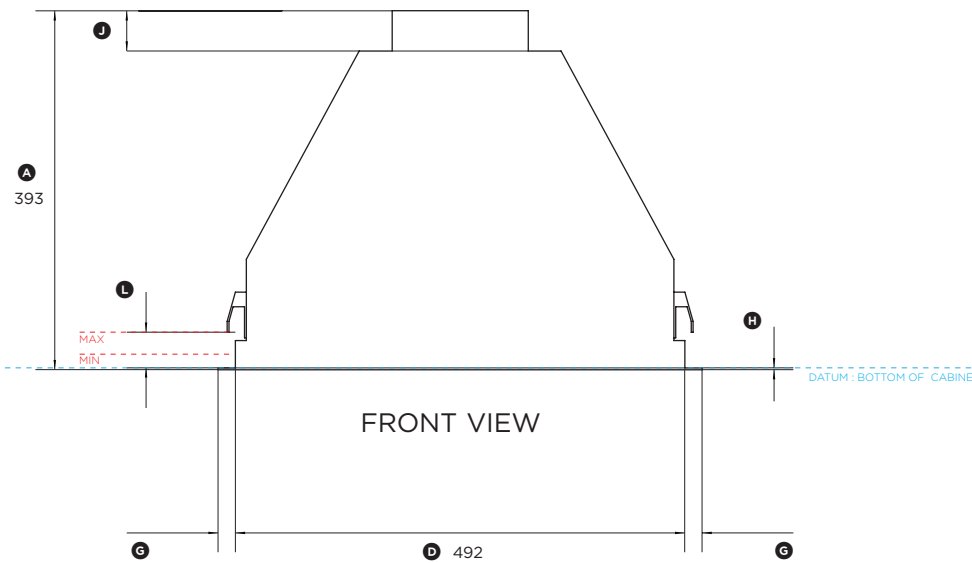


PLAN VIEW



PROFILE VIEW



FRONT VIEW



600mm Built-In Integrated Cooker Hood

Model no:
HP60IDCHX2
HP60IHCB3

Product Dimensions	mm
Ⓐ Overall height of cooker hood	393
Ⓑ Overall width of cooker hood	530
Ⓒ Overall depth of cooker hood	280
Ⓓ Width of cooker hood chassis	492
Ⓔ Depth of cooker hood chassis	254
Ⓕ Depth of flange	13
Ⓖ Width of flange	19
Ⓜ Thickness of flange	2
Ⓜ Distance from ducting outlet centre to rear of chassis	144
Ⓝ Height of ducting outlet	44
Ⓚ Diameter of ducting outlet	150
Ⓜ Height adjustability of clip that secures cooker hood (cabinet base panel thickness)	min 15 - max 40

Cutout Dimensions	mm
Overall width of cutout*	500
Overall depth of cutout*	260

* Note cutout position is centred to the cooker hood width and depth.

Height from base of cooker hood to hob surface	mm
Gas	650 - 750
Electric (including induction)	600 - 750

INDICATES CUTOUT - - - - -
 INDICATES CABINETY DATUM - - - - -
 INDICATES MINIMUM CABINETY CLEARANCES - - - - -

DATE: 15.06.2015

IMPORTANT NOTE: Throughout this guide, dimensions may vary by $\pm 2\text{mm}$ ($3/32''$). Please read the installation manual for detailed information on installing the product. www.fisherpaykel.com

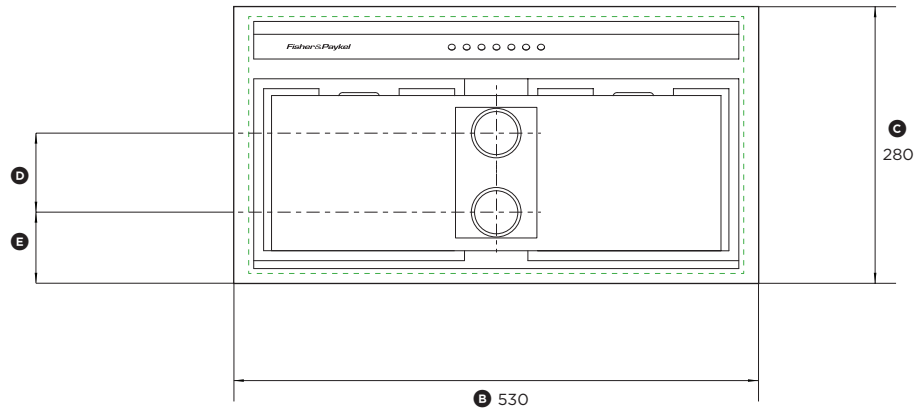
600mm Built-In Integrated Cooker Hood

Model no:
HP60IDCHX2
HP60IHCB3

Product Dimensions	mm
Ⓐ Overall width of cooker hood	530
Ⓒ Overall depth of cooker hood	280
Ⓓ Distance from rear to centre of rear light	72
Ⓔ Distance between lights	80

Cutout Dimensions	mm
Overall width of cutout*	500
Overall depth of cutout*	260

* Note cutout position is centred to the cooker hood width and depth.



BOTTOM VIEW



INDICATES CUTOUT -----

DATE: 15.06.2015

IMPORTANT NOTE: Throughout this guide, dimensions may vary by $\pm 2\text{mm}$ ($3/32''$). Please read the installation manual for detailed information on installing the product. www.fisherpaykel.com