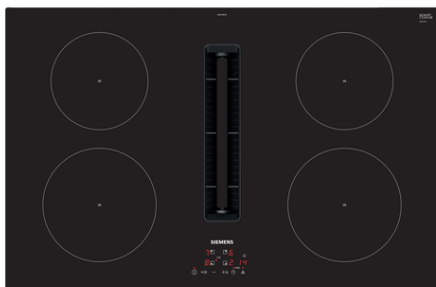


## iQ300, Induction hob with integrated ventilation system, 80 cm EH811BE15E



Design hob with a fully integrated, totally flush air-inlet.

- ✓ touchControl makes the control of your cooktop especially convenient, just by the touch of a finger.
- ✓ Shorter heating times with up to 50% more power thanks to the powerBoost function.
- ✓ Timer with cooking zone shut-off function
- ✓ The child safety lock safely prevents unintentional switch-on.
- ✓ Faster, cleaner and safer cooking - powerInduction.

### Features

#### Technical Data

Product name/family : Cooking zone ceramic

Construction type : Built-in

Energy input : Electric

Required niche size for installation (HxWxD) : 223 x 750-750 x 490-490

Width of the appliance : 802

Dimensions : 223 x 802 x 522

Dimensions of the packed product (HxWxD) (mm) : 430 x 940 x 670

Net weight (kg) : 25.245

Gross weight (kg) : 30.1

Residual heat indicator : without

Location of control panel : Hob front

Basic surface material : Ceramic

Color of surface : Black

Approval certificates : CE, VDE

Length of electrical supply cord (cm) : 110

Sealed Burners : No

heating with booster : All

Power of heating element (kW) : 2.2

Power of 3rd heating element (kW) : 1.8

Power of 5th heating element (kW) : 1.8

Power of 3rd heating element (kW in boost) : [3.1]

Maximum output air extraction (m³/h) : 500

Boost position output recirculating (m³/h) : 565.0

Maximum output recirculating air (m³/h) : 500

Boost position air extraction (m³/h) : 575

Noise level (dB(A) re 1 pW) : 68

Odour filter : No

Operating Mode : Convertible

Delay Shut off modes : 30

Electrical connection rating (W) : 7400

Voltage (V) : 220-240/380-415

Frequency (Hz) : 50; 60

Main colour of product : Black

Approval certificates : CE, VDE

Length of electrical supply cord (cm) : 110

Required niche size for installation (HxWxD) : 223 x 750-750 x 490-490

Dimensions : 223 x 802 x 522

Dimensions of the packed product (HxWxD) (mm) : 430 x 940 x 670

Net weight (kg) : 25.245

Gross weight (kg) : 30.1

### Optional accessories

HZ9VRUD0 : Starter kit unducted recirculation (Plug , HZ9VRPD0 : Basic kit (partly-)ducted recirculation , HZ9VRCR0 : cleanAir recirculation replenishment fil , HZ9VEDU0 : Acoustics Filter , HZ9VDS1 : Connector sleeve (female) , HZ9VDSM2 : Straight tube 1000mm , HZ9VDSM1 : Straight tube 500mm , HZ9VDSI1 : 90° Adapter round-flat , HZ9VDSI0 : Adapter round-flat , HZ9VDSB4 : 90° flat duct S vertical , HZ9VDSB3 : 90° flat duct M vertical , HZ9VDSB2 : 90° flat duct L vertical , HZ9VDSB1 : 90° flat duct bend horizontal , HZ9SE030 : Set of 2 pots and 1 pan , HZ9LP200 : Pot Ø 18 (bottom) / 20 cm (top) , HZ9LP160 : Pot Ø 14 (bottom) / 16 cm (top) , HZ9CF260 : Pan Ø 22 / 26 cm , HZ390230 : System pan diameter 21 cm



4 242003 888063

## iQ300, Induction hob with integrated ventilation system, 80 cm EH811BE15E

### Features

#### Design

- frameless design

#### Quickness

- Power boost setting

#### Special features

- 4 induction cooking zones
- TouchControl
- Electronic power level display, red
- Timer for all zones
- Acoustic signal
- 
- reStart function
- quickStart function

#### Power and size

- Cooking zones: 1 x Ø 210 mm, 2.2 KW (max. Power levels 3.7 KW) Induction; 1 x Ø 180 mm, 1.8 KW (max. Power levels 3.1 KW) Induction; 1 x Ø 180 mm, 1.8 KW (max. Power levels 3.1 KW) Induction; 1 x Ø 210 mm, 2.2 KW (max. Power levels 3.7 KW) Induction
- 17 power levels

#### Safety Features

- 2 stage residual heat indicators
- Main on/off switch
- Automatic pan recognition
- Automatic safety switch off
- Control panel lock
- Control panel pause
- 

#### Technical information

- Measurement: (H/B/T) 223 x 802 x 522 mm
- Installation dimensions: (ID/W/D) 223 mm x 750 mm x 490 mm
- Min. worktop thickness: 16 mm (Installation in thinner worktops is also possible with the spare part: 626792)
- Length wire connection: 110 cm
- Connected load: 7.4 KW
- Cable included in packaging

#### Integrated ventilation downdraft system

- Induction cooktop with fully integrated high-performance downdraft extractor.
- Suitable for ducted or recirculated extraction configuration (incl. differentiated software modes). Respective mandatory installation accessories required: #
- - HEZ9VEDU0 for ducted extraction
- - Starter kit HEZ9VRUD0 for unducted recirculation with cleanAir odour filters.
- - HEZ9VRPD0 for fully ducted and partly-ducted recirculation with cleanAir odour filters.
- - HZ9VEDU0 for ducted extraction.
- - HZ9VRPD0 for fully ducted and partly-ducted recirculation with cleanAir odour filters. Starter kit HZ9VRUD0 for unducted recirculation with cleanAir odour filters.
- Aesthetically integrated fully flush air intake design with floating, heat resistant glass ceramics element for free movement and placement of cookware.

- Ventilation system with 3 electronically controlled fan power levels and 1 Boost-/Intensive fan power levels (with automatic revert) via TouchControl#user interface
- - Automatic switch-on of ventilation system when a cooking zone is used.
- - Automatic delayed shut-off after cooking to erase residual odors after cooking (in specific ultra low-noise fan level, 12min in ducted extraction, 30min in recirculated extraction, can be shut-off manually).
- - Fully manual control possible via TouchControl.
- High-performance, low-noise motor with energy-efficient BLDC-technology. High extraction rates at very low noises with pleasant noise frequencies through psycho-acoustically and aerodynamically optimised interior with enclosed, hidden motor. Highly pressure-drop resistant even with longer and more complex ducting systems.
- Easy-to-detach and easy-to-clean grease filter and liquid collector unit:
- - Convenient one-hand removal of unit via floating glass ceramics handle.
- - Integrated, large-scale, high performance stainless-steel grease filters with 12 filtration layers and one black top layer for enhanced aesthetical integration. Grease filtration efficiency of 94 %.#
- - All parts of the unit are easy-to-clean, fully dishwasher safe and heat resistant.#
- - (Upper) Liquid collector unit with 200ml of capacity for standard accidental spillages or cooking condensate.
- - Powerful drainage system for spillages that exceed 200ml of liquids.
- - Liquid safety collector with additional capacity of 700ml for more severe accidental situations. Dishwasher safe. Easily accessible and detachable from below.#
- - Overall capturing capacity of 900ml (200ml + 700ml).
- - Watertight motor system.
- - Convenient one-hand removal of unit via floating glass ceramics handle.
- - Integrated, large-scale, high performance stainless-steel grease filters with 12 filtration layers and one black top layer for enhanced aesthetical integration. Grease filtration efficiency of 94 %.
- - All parts of the unit are easy-to-clean, fully dishwasher safe and heat resistant.
- - (Upper) Liquid collector unit with 200ml of capacity for standard accidental spillages or cooking condensate.
- - Powerful drainage system for spillages that exceed 200ml of liquids.
- - Liquid safety collector with additional capacity of 700ml for more severe accidental situations. Dishwasher safe. Easily accessible and detachable from below.
- - Overall capturing capacity of 900ml (200ml + 700ml).
- - Watertight motor system.
- Ventilation system performance:
- - Extraction performance in ducted extraction (according to EN 61591): min. normal setting 332 MQH , max. normal setting 500 MQH, max. Boost-/Intensive setting 575 MQH.

## iQ300, Induction hob with integrated ventilation system, 80 cm EH811BE15E

### Features

- Extraction performance in recirculated extraction (according to EN 61591): min. normal setting 327 m3/h , max. normal setting 500 m3/h , max. Boost-/Intensive setting 565 m3/h.
- Noise level in ducted extraction (Sound power level according to EN 60704-3): min. normal setting 60 dB re 1 pW, max. normal setting 68 dB re 1 pW, max. Boost-/Intensive setting 72 dB re 1 pW.
- Noise level in recirculated extraction (Sound power level according to EN 60704-3. ): min. normal setting 58 dB re 1 pW, max. normal setting 68 dB re 1 pW, max. Boost-/Intensive setting 70 dB re 1 pW.
- Grease filter efficiency (according to EN 61591) 94 %.
- All performance data is preliminary and based on latest test results with advanced prototypes and will be updated with tests from final products.
- Extraction performance in ducted extraction (according to EN 61591): min. normal setting 332 m3/h , max. normal setting 500 m3/h , max. Boost-/Intensive setting 575 m3/h .
- Extraction performance in recirculated extraction (according to EN 61591): min. normal setting 327 m3/h , max. normal setting 500 m3/h , max. Boost-/Intensive setting 565 m3/h.
- Noise level in ducted extraction (Sound power level according to EN 60704-3): min. normal setting 60 dB#re 1 pW, max. normal setting 68 dB#re 1 pW, max. Boost-/Intensive setting 72 dB#re 1 pW.
- Noise level in recirculated extraction (Sound power level according to EN 60704-3. ): min. normal setting 58 dB#re 1 pW, max. normal setting 68 dB#re 1 pW, max. Boost-/Intensive setting 70 dB#re 1 pW.
- Grease filter efficiency (according to EN 61591) 94 %.
- All performance data is preliminary and based on latest test results with advanced prototypes and will be updated with tests from final products.
- Consumption data and energy efficiency (according to Regulation (EU) No 65/2014):
- Energy Efficiency Class: B (at a range of energy efficiency classes from A+++ to D).
- Fluid Dynamic Efficiency: B .##
- Average energy consumption: 55 .
- Grease filtration efficiency class: B .
- Noise min. normal setting & max. normal setting: 60 dB & 68 dB .
- Energy Efficiency Class: B (at a range of energy efficiency classes from A+++ to D).
- Fluid Dynamic Efficiency: B .
- Average energy consumption: 55 .
- Grease filtration efficiency class: B .
- Noise min. normal setting & max. normal setting: 60 dB#& 68 dB .
- 2 x 2 sets of directly integrated, high-performance cleanAir odour filters (in recirculation configuration).
- Optimised odour reduction performance for cooking applications with complex odour molecules (e.g. fish).
- Large scale filter surface with high odour reduction capabilities.
- Lifetime of 360 hours of cooking (non-regenerative).##
- Low-noise filters with optimised psycho-acoustics.
- Easy-to-access and easy-to-remove from above.
- Saturation indications for cleanAir odour filter via user interface notification and via the Home Connect app with a convenient

replenishment re-order option (replenishment cleanAir filter set HEZ9VRCR0).

- 
- For ducted extraction configuration: 2 x 2 sets of directly integrated, high-performance low-noise acoustic filters for significantly lower noise and improved psycho-acoustics.
- - Optimised odour reduction performance for cooking applications with complex odour molecules (e.g. fish).
- - Large scale filter surface with high odour reduction capabilities.
- - Lifetime of 360 hours of cooking (non-regenerative).
- - Low-noise filters with optimised psycho-acoustics.
- - Easy-to-access and easy-to-remove from above.
- - Replenishment cleanAir filter set HZ9VRCR0.
- For ducted extraction configuration: 2 x 2 sets of directly integrated, high-performance low-noise acoustic filters for significantly lower noise and improved psycho-acoustics.

### Planning & installation notes

- Suitable for ducted or recirculated extraction installations. Respective mandatory installation accessories required:##
- - HEZ9VEDU0 for ducted extraction.
- - Starter kit HEZ9VRUD0 for unducted recirculation with cleanAir odour filters.
- - HEZ9VRPD0 for fully ducted and partly-ducted recirculation with cleanAir odour filters.
- - HZ9VEDU0 for ducted extraction.
- - HZ9VRPD0 for fully ducted and partly-ducted recirculation with cleanAir odour filters. Starter kit HZ9VRUD0 for unducted recirculation with cleanAir odour filters.
- Planning suggestions:
- - Installation is possible in island as well as wall oriented configurations.
- - The product complies with the Needle Flame Test (according to IEC 60695-5-11), the V2 flammability class (according to UL94) and the B1 building material class (DIN 4102-1). The starter kit HEZ9VRUD0 for unducted recirculation complies with these standards as well.
- - The max. immersion depth is 223mm below glass for top mounted appliances and 227mm for flush installed appliances.##
- - The appliance must be freely accessible from below (i.e. for accessing the lower liquid safety collector). - No false floor is necessary below the cooktop with integrated downdraft ventilation system. The drawers and/or shelves in the floor unit must be removable. The backpanel of the floor unit can be kept - only a cut-out for the air outlet is needed (position and size can be taken from the installation instructions).
- - The "Plug 'n Play" starter kit HEZ9VRUD0 for unducted recirculation requires a vertical aperture of min. 25mm behind the backpanel of the furniture. Suggested for ideal performance are 50mm.
- - The minimum worktop thickness is 16mm for top mounted and flush installed appliances with the standard installation system. Installation in even thinner worktops is also possible with the spare part: content 626792.##
- - The overall appliance weight is 26kg - the bearing capacity and stability, in the case of very thin worktops in particular, must be supported using suitable substructures. The overall appliance

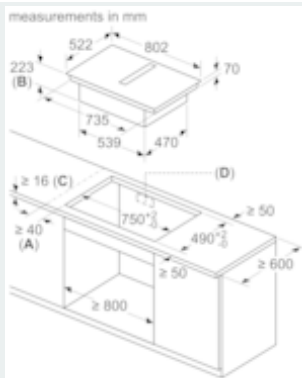
## iQ300, Induction hob with integrated ventilation system, 80 cm EH811BE15E

### Features

- weight and the worktop manufacturer's structural integrity specifications are to be taken into account.
- The "Plug 'n Play" starter kit HEZ9VRUD0 for unducted recirculation enables easy and quick installations and can be planned in all worktop depths  $\geq 60$ cm. For ducted installations - in ducted extraction (HEZ9VEDU0) as well as fully or partly ducted recirculation (HEZ9VRPD0) - a worktop depth of  $\geq 70$ cm is required. #
  - For partly ducted and unducted recirculation extraction installations, a return-flow aperture of  $\geq 400\text{cm}^2$  is to be respected in the plinth area. The aperture can be realized via outlet grids, lamella grids or subtly shortened plinths depending on the assortment of the kitchen furniture manufacturer. #
  - The air outlet on the backside of the appliance can directly be accessed with a male flat duct element (DN 150). #
  - The pressuredrop resistant blower allows longer and more complex ductings up to 8m with three 90° bows while keeping sufficient performance.
  - When installing a ventilation hood with ducted extraction and a chimney-vented fireplace, the power supply line of the appliance needs a suitable safety switch. This is not required for configurations in recirculated extraction.
  - -#In ducted extraction configuration a one-way flap (or backflow trap) with a maximum opening pressure of 65Pa should be installed.
  - - Installation is possible in island as well as wall oriented configurations.
  - The product complies with the Needle Flame Test (according to IEC 60695-5-11), the V2 flammability class (according to UL94) and the B1 building material class (DIN 4102-1). The starter kit HZ9VRUD0 for unducted recirculation complies with these standards as well.
  - The max. immersion depth is 223mm below glass for top mounted appliances and 227mm for flush installed appliances.
  - The appliance must be freely accessible from below (i.e. for accessing the lower liquid safety collector).
  - No false floor is necessary below the cooktop with integrated downdraft ventilation system. The drawers and/or shelves in the floor unit must be removable. The backpanel of the floor unit can be kept - only a cut-out for the air outlet is needed (position and size can be taken from the installation instructions).
  - The "Plug 'n Play" starter kit HZ9VRUD0 for unducted recirculation requires a vertical aperture of min. 25mm behind the backpanel of the furniture. Suggested for ideal performance are 50mm.
  - The minimum worktop thickness is 16mm for top mounted and flush installed appliances with the standard installation system. Installation in even thinner worktops is also possible with the spare part: content 626792.
  - The overall appliance weight is 26kg - the bearing capacity and stability, in the case of very thin worktops in particular, must be supported using suitable substructures. The overall appliance weight and the worktop manufacturer's structural integrity specifications are to be taken into account.
  - The "Plug 'n Play" starter kit HZ9VRUD0 for unducted recirculation enables easy and quick installations and can be planned in all worktop depths  $\geq 60$ cm. For ducted installations - in ducted extraction (HZ9VEDU0) as well as fully or partly ducted recirculation (HZ9VRPD0) - a worktop depth of  $\geq 70$ cm is required.
  - - For partly ducted and unducted recirculation extraction installations, a return-flow aperture of  $\geq 400\text{cm}^2$  is to be respected in the plinth area. The aperture can be realized via outlet grids, lamella grids or subtly shortened plinths depending on the assortment of the kitchen furniture manufacturer.
  - - The air outlet on the backside of the appliance can directly be accessed with a male flat duct element (DN 150).
  - - The pressuredrop resistant blower allows longer and more complex ductings up to 8m with three 90° bows while keeping sufficient performance.
  - - When installing a ventilation hood with ducted extraction and a chimney-vented fireplace, the power supply line of the appliance needs a suitable safety switch. This is not required for configurations in recirculated extraction.
  - -#In ducted extraction configuration a one-way flap (or backflow trap) with a maximum opening pressure of 65Pa should be installed.

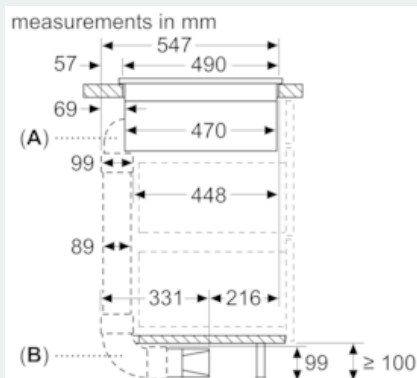
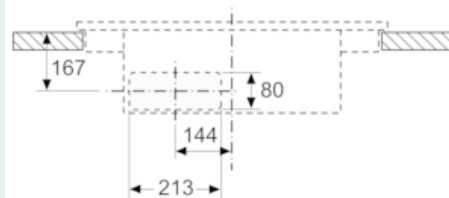
iQ300, Induction hob with integrated ventilation system, 80 cm  
EH811BE15E

Dimensioned drawings

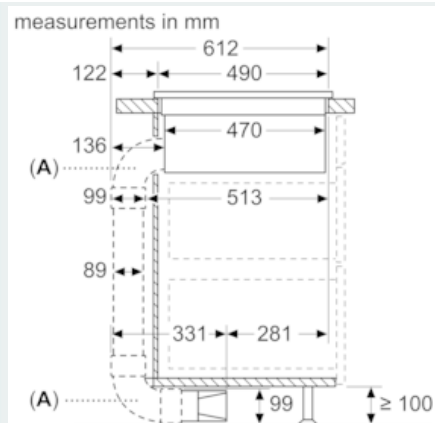


A: Minimum distance from the hob cut-out to the wall  
B: Recessing depth  
C: The worktop into which the hob is installed must withstand loads of approx. 60kg; suitable substructures must be used if necessary (consult)

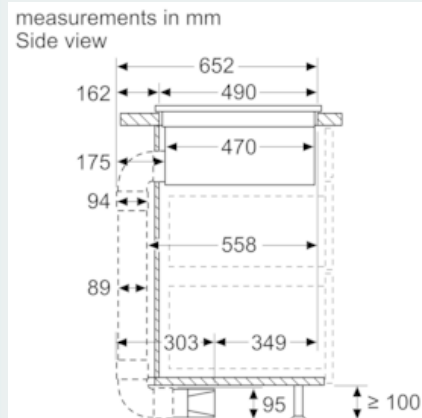
measurements in mm  
Front view – unit cut-out  
for unducted recirculation



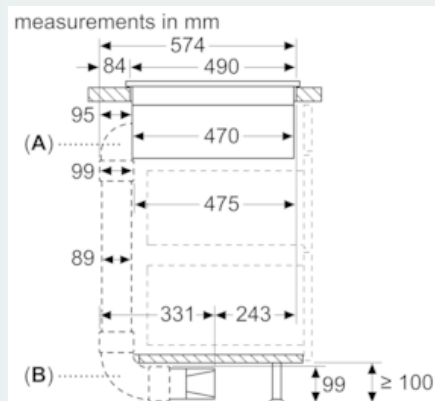
A: With 90° "S" bow connector (available from 05/2021 on)  
B: With 90° "L" bow connector



A: With 90° "L" bow connectors



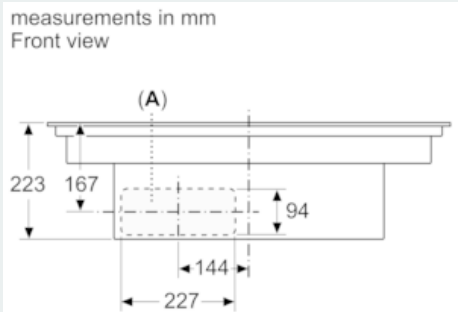
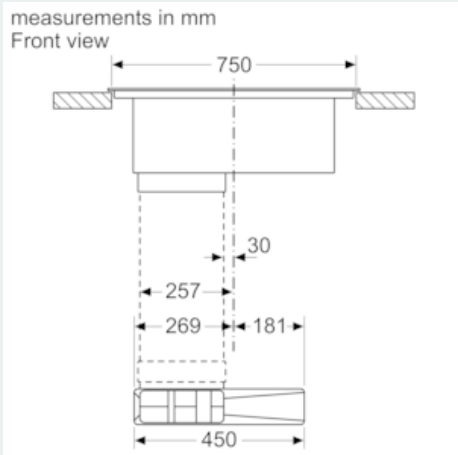
With 3<sup>rd</sup> party 90° bow



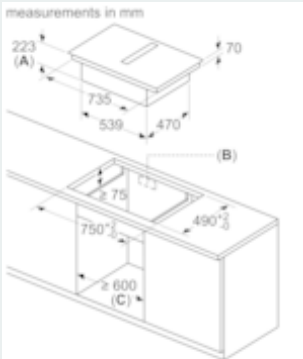
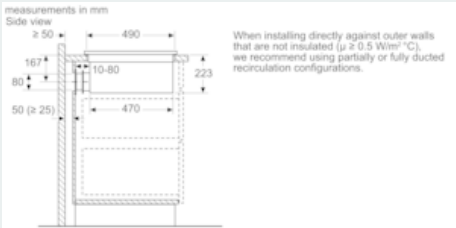
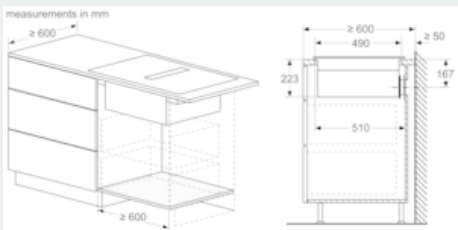
A: With 90° "M" bow connector  
B: With 90° "L" bow connector

iQ300, Induction hob with integrated ventilation system, 80 cm  
EH811BE15E

Dimensioned drawings



A: Connected directly at the rear



- A: Recess depth  
B: Cut-out in back panel required for pipework. Exact size and position can be taken from specific drawing.  
C: All 80 cm width class models can be installed in 60 cm wide furniture by adjusting the side panels.